

## BCMA Series

### Common Mode Filters For Automotive Signal Line

Size 4532

#### FEATURES

Impedance variation: Extensive lineup are available for compatibility with various usages

Common mode filters for Signal Line

Operating temperature range: -40 to +125

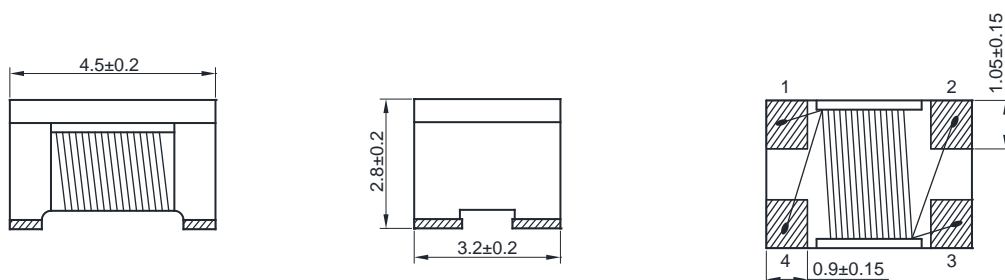
AEC-Q200 qualified

Quantity: 500pcs

#### APPLICATION

Radiated noise suppression for car mul-media interfaces (MOST, USB2.0, IDB-1394, etc.)

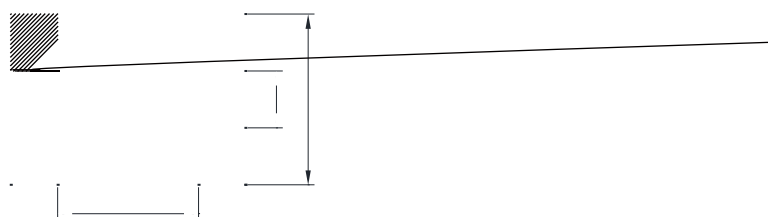
Dimensions: [mm]



Schematic:



Land Pattern: [mm]

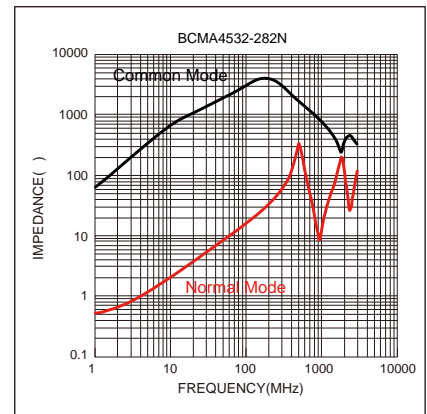
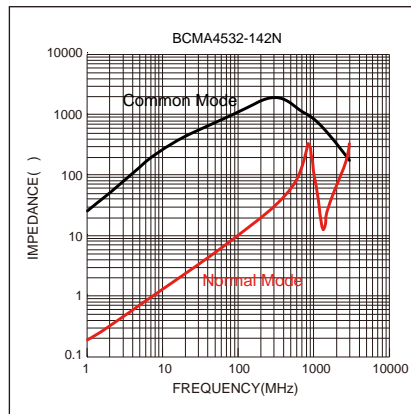
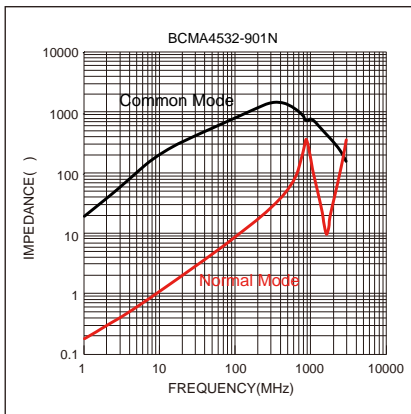
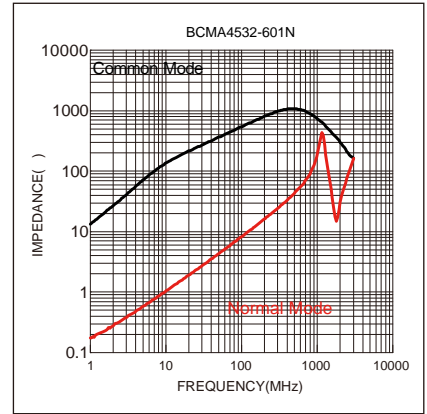
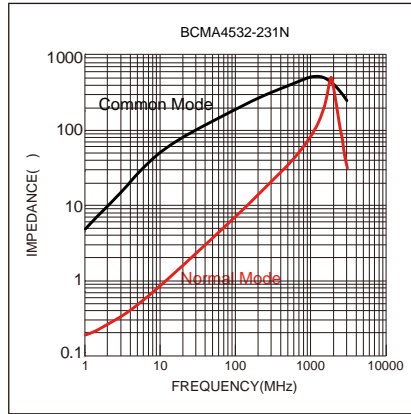
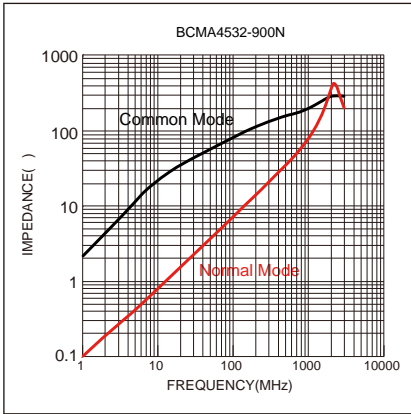


Electrical Properties:

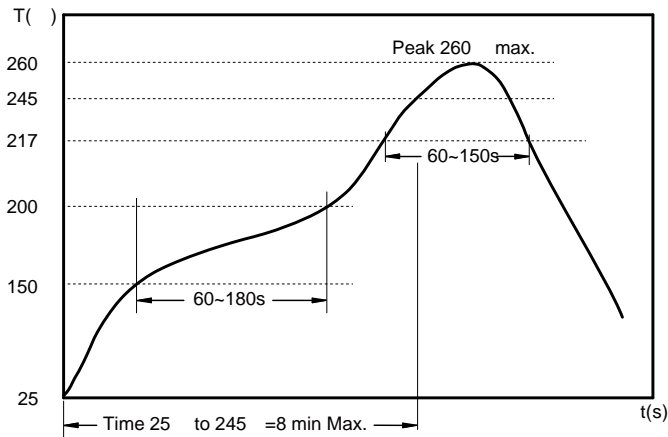
	( )	( )	(mA)	( )	(olts)	( )
BCMA4532-900N	68	90	4000	0.050	50	10M
BCMA4532-231N	173	230	3500	0.050	50	10M
BCMA4532-601N	450	600	2500	0.060	50	10M
BCMA4532-901N	650	900	2300	0.070	50	10M
BCMA4532-142N	1000	1400	2000	0.100	50	10M
BCMA4532-282N	2100	2800	900	0.350	50	10M

Temperature Rise Current: The actual value of DC current when the temperature rise is T=40°C

# Typical Electrical Characteristics:



## Soldering Reflow:



Preheat condition: 150 ~200 / 60~180 sec.

Allowed time above 217 : 60~150 sec.

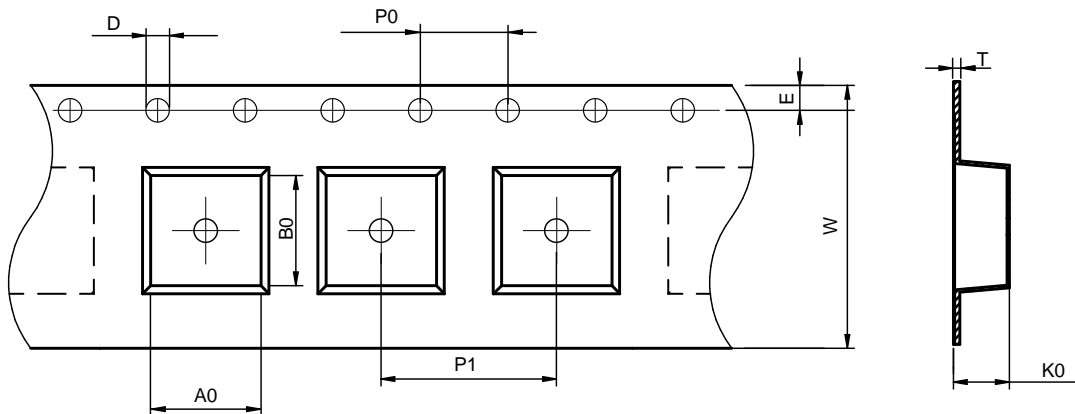
Max temperature: 260 .

Max time at max temperature: 10 sec.

Allowed Reflow time: 3x max.

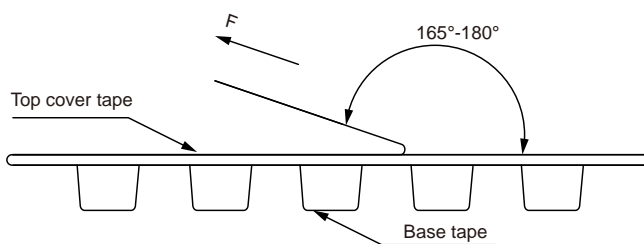
## Packaging Information:

Tape Dimension :



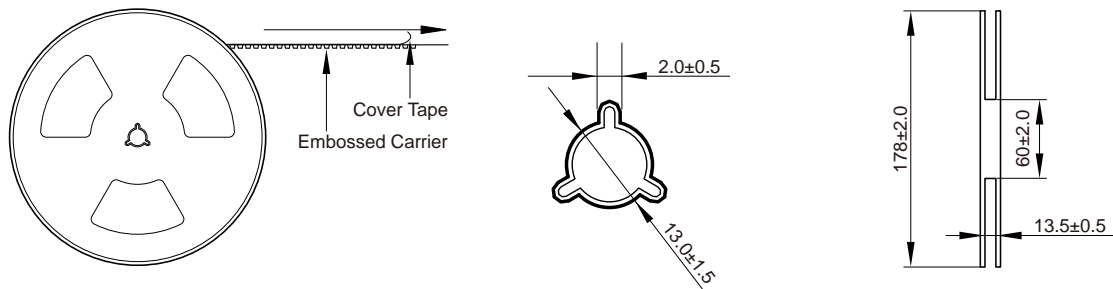
Series	A0 (mm)	B0 (mm)	D (mm)	P0 (mm)	P1 (mm)	W (mm)	K0 (mm)	E (mm)	T (mm)
BCMA4532	3.6± 0.1	4.9± 0.1	1.5± 0.1	4.0± 0.1	8.0± 0.1	12.0± 0.3	3.0± 0.1	1.75± 0.1	0.26± 0.05

Peel force of top cover tape:

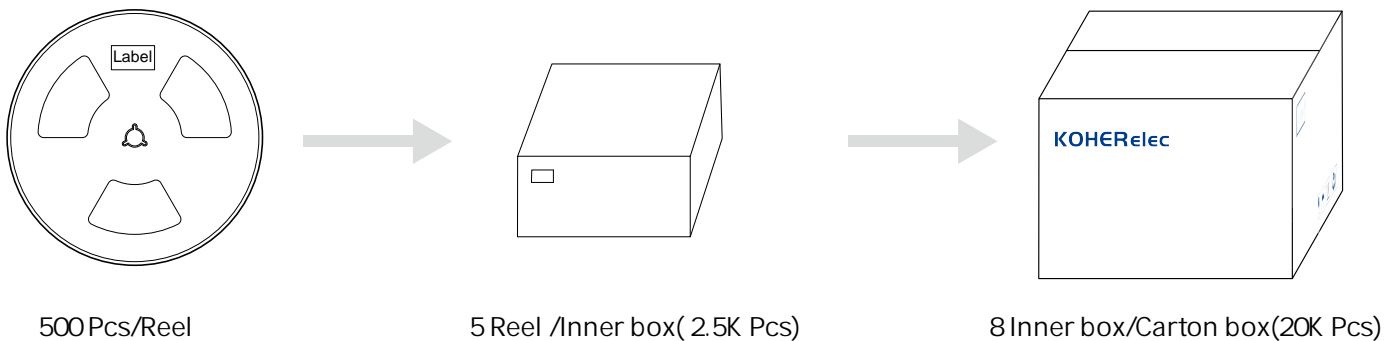


The peel force of top cover tape shall be between 0.15 to 0.78 N

## Reel Dimension : [mm]



## Packaging Quantity:



## Cautions and Warnings:

### Storage Conditions :

- The storage period is within 12 months after the completion of production. Be sure to follow the storage conditions (temperature: -5 to 35°C, humidity: 75% RH Max). If the storage period elapses, the soldering of the terminal electrodes may deteriorate. The warranty period is one year.
- Product should not be exposed to environment with high temperature, high humidity, dust, corrosive gas and etc.
- Products should be handled with care to avoid damage or contamination from perspiration and skin oils.
- Please always handle products carefully to prevent any damage caused by dropping down or inappropriate removing.

### Operation Instructions:

- Self heating (temperature increase) occurs when the power is turned ON, so the tolerance should be sufficient for the set thermal design.
- Before soldering, be sure to preheat components. The preheating temperature should be set so that the temperature difference between the solder temperature and chip temperature does not exceed 150°C.
- Soldering corrections after mounting should be within the range of the conditions determined in the specifications. If overheated, a short circuit, performance deterioration, or lifespan shortening may occur.
- Generally, Koher might not be familiar with either customer's specific application or actual requests as customer does. As a result customer shall be responsible for checking and confirming whether Koher product with the performance described in the product specification is suitable for using in customer's particular application or not.